

**COMUNE DI BORGO S. LORENZO**  
**( FIRENZE )**

**VARIANTE AL P.R.G. PER**  
**IL NUCLEO CENTRALE**  
**DEL CAPOLUOGO**

progettisti: arch. manlio marchetta  
ing. andrea miniati









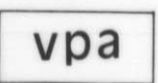
















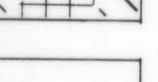



**PLANIMETRIA DI PROGETTO**

elaborato: **3/b**

marzo 1985  
scala 1:500

conforme alla delibera G.R. n°546 del 21.1.91

**LEGENDA**

- |   |   |
|---|---|
|  | Unità edilizie a prevalente funzione residenziale   |
|  | Unità edilizie destinate ad attrezzature di uso pubblico  |
|  | Unità edilizie destinate ad attrezzature pubbliche  |
|  | Unità edilizie destinate ad attrezzature comprensoriali   |
|  | Unità edilizie destinate ad attività produttive   |
|  | Ambiti progettuali per nuove unità edilizie   |
|  | Aree inedificate da mantenere o sistemare con pavimentazione  |
|  | Aree destinate a verde pubblico   |
|  | Aree destinate a verde pubblico con corredo di attrezzature   |
|  | Aree destinate a verde privato  |
|  | Aree destinate a verde privato collettivo   |
|  | Aree di pertinenza tergalì  |
|  | Aree per impianti sportivi  |
|  | Ambiti progettuali per parcheggi  |
|  | Aree destinate a parcheggio   |
|  | Superfici viarie  |
|  | Aree e percorsi pedonali  |
|  | Ambiti e direttrici di percorsi pedonali  |
|  | Ambiti e direttrici di accessi meccanizzati   |
|  | Tracciato delle mura  |
|  | Ambiti di redazione Pd.R. obbligatori   |
|  | Volumi soggetti a demolizione obbligatoria  |
|  | Unità e complessi edilizi soggetti prevalentemente a interventi di restauro conservativo  |
|  | Aree ed unità edilizie per le quali è ammessa la presenza delle due funzioni risultanti dalla lettura combinata delle due legende |
|  |   |
|  | Ambiti dei sistemi e relativa numerazione   |
|  | Individuazione e numerazione unità edilizie   |
|  | Numeri civici degli ingressi alla residenza   |
|  | Previsioni Stralciate (del G.R. 546 /'91)   |